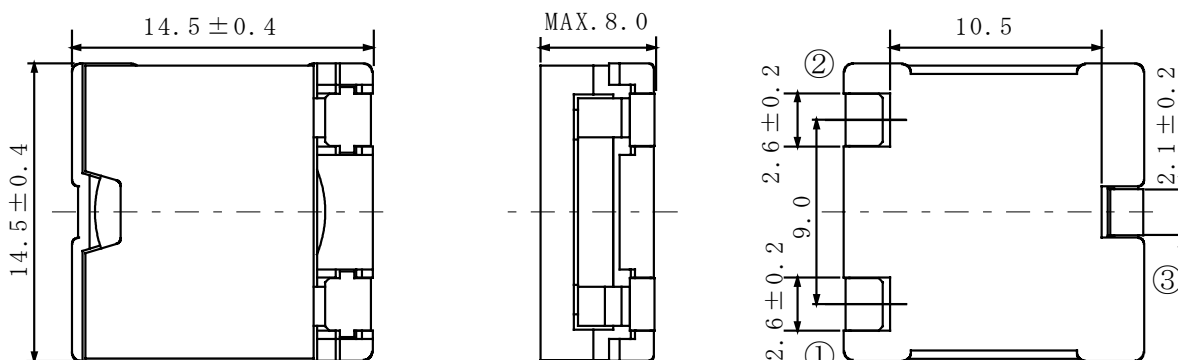
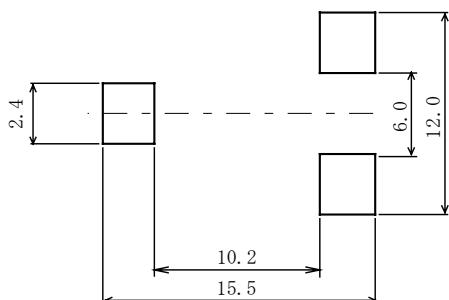
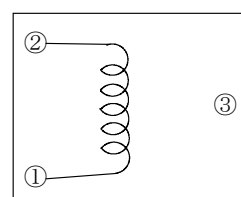


**Type: CDEP147**
**◆ Product Description**

- 14.9×14.9mm Max.(L×W), 8.0mm Max. Height.
- Standard type, Low D.C.R Type and High Power Type are available.
- Inductance range: 0.5~12  $\mu$  H(Low D.C.R type); 0.4~9.5  $\mu$  H (standard type)  
0.3~7.3  $\mu$  H(High Power type).
- Saturation Current range: 8.0~39.6A(Low D.C.R type); 11.2~52.8A(Standard type) ;  
14.6~70A (High Power type).
- Temperature rise current range: 8.5~23.0A
- In addition to the standards versions shown here, custom inductors are also available to meet your exact requirements.


**◆ Feature**

- Super high current inductors .
- Mn-Zn core used, Flat wire used.
- Ideally used in portable computer CPU power supply.
- RoHS Compliance

**◆ Dimensions (mm)**

**◆ Land Pattern (mm)**

**◆ Schematics (Bottom)**


**Type: CDEP147**
**◆ Specification**
**1-Low D.C.R Type**

Part Name ※	Stamp	Inductance [Within] 100kHz/1V	D.C.R. (mΩ) Max.(Typ.) (at 20℃)	Saturation Current (A) ※1		Temperature Rise current (A) ※2
				(at 20℃)	(at 100℃)	
CDEP147NP-0R5M□-125	0R5ML	0.5 μH ± 20%	1.18(0.98)	39.6(49.5)	33.9(42.4)	23.0
CDEP147NP-1R1M□-125	1R1ML	1.1 μH ± 20%	1.46(1.22)	26.4(33.0)	22.8(28.5)	21.5
CDEP147NP-2R0M□-125	2R0ML	2.0 μH ± 20%	2.02(1.69)	19.6(24.5)	16.8(21.0)	20.0
CDEP147NP-3R1M□-125	3R1ML	3.1 μH ± 20%	3.23(2.70)	16.0(20.0)	13.6(17.0)	17.5
CDEP147NP-4R5M□-125	4R5ML	4.5 μH ± 20%	4.97(4.14)	13.6(17.0)	11.6(14.5)	16.0
CDEP147NP-6R1M□-125	6R1ML	6.1 μH ± 20%	6.03(5.02)	11.6(14.5)	10.0(12.5)	12.5
CDEP147NP-8R0M□-125	8R0ML	8.0 μH ± 20%	7.80(6.50)	10.0(12.5)	8.2(10.3)	11.0
CDEP147NP-100M□-125	100ML	10.0 μH ± 20%	9.85(8.21)	9.2(11.5)	7.6(9.5)	10.0
CDEP147NP-120M□-125	120ML	12.0 μH ± 20%	13.31(11.1)	8.0(10.0)	6.6(8.2)	8.5

**2-Standard Type**

Part Name ※	Stamp	Inductance [Within] 100kHz/1V	D.C.R. (mΩ) Max.(Typ.) (at 20℃)	Saturation Current (A) ※1		Temperature Rise current (A) ※2
				(at 20℃)	(at 100℃)	
CDEP147NP-0R4N□-95	0R4NS	0.4 μH ± 25%	1.18(0.98)	52.8(66.0)	45.6(57.0)	23.0
CDEP147NP-0R9M□-95	0R9MS	0.9 μH ± 20%	1.46(1.22)	36.0(45.0)	30.8(38.5)	21.5
CDEP147NP-1R5M□-95	1R5MS	1.5 μH ± 20%	2.02(1.69)	27.2(34.0)	22.8(28.5)	20.0
CDEP147NP-2R4M□-95	2R4MS	2.4 μH ± 20%	3.23(2.70)	22.4(28.0)	19.2(24.0)	17.5
CDEP147NP-3R4M□-95	3R4MS	3.4 μH ± 20%	4.97(4.14)	18.4(23.0)	16.0(20.0)	16.0
CDEP147NP-4R7M□-95	4R7MS	4.7 μH ± 20%	6.03(5.02)	15.2(19.0)	14.2(17.8)	12.5
CDEP147NP-6R1M□-95	6R1MS	6.1 μH ± 20%	7.80(6.50)	14.8(18.5)	12.4(15.5)	11.0
CDEP147NP-7R7M□-95	7R7MS	7.7 μH ± 20%	9.85(8.21)	12.4(15.5)	10.6(13.2)	10.0
CDEP147NP-9R5M□-95	9R5MS	9.5 μH ± 20%	13.31(11.1)	11.2(14.0)	9.6(12.0)	8.5

**Type: CDEP147**
**3-High Power Type**

Part Name ※	Stamp	Inductance [Within] 100kHz/1V	D.C.R. (mΩ) Max.(Typ.) (at 20°C)	Saturation Current (A) ※1		Temperature Rise current (A) ※2
				(at 20°C)	(at 100°C)	
CDEP147NP-ØR3N□-73	0R3NH	0.3 μH ± 25%	1.18(0.98)	70.0(87.6)	59.8(74.8)	23.0
CDEP147NP-ØR7M□-73	0R7MH	0.7 μH ± 20%	1.46(1.22)	46.4(58.0)	39.2(49.0)	21.5
CDEP147NP-1R2M□-73	1R2MH	1.2 μH ± 20%	2.02(1.69)	35.7(44.7)	30.0(37.5)	20.0
CDEP147NP-1R8M□-73	1R8MH	1.8 μH ± 20%	3.23(2.70)	29.6(37.0)	24.0(30.0)	17.5
CDEP147NP-2R6M□-73	2R6MH	2.6 μH ± 20%	4.97(4.14)	24.4(30.5)	20.4(25.5)	16.0
CDEP147NP-3R5M□-73	3R5MH	3.5 μH ± 20%	6.03(5.02)	20.8(26.0)	17.2(21.5)	12.5
CDEP147NP-4R7M□-73	4R7MH	4.7 μH ± 20%	7.80(6.50)	17.6(22.0)	16.0(20.0)	11.0
CDEP147NP-5R9M□-73	5R9MH	5.9 μH ± 20%	9.85(8.21)	16.4(20.5)	14.0(17.5)	10.0
CDEP147NP-7R3M□-73	7R3MH	7.3 μH ± 20%	13.31(11.1)	14.6(18.3)	12.2(15.3)	8.5

**※ Description of part Name**

CDEP147NP-ØR3N□-73

— B Box  
 — C Carrier Tape

※1.Saturation Current: The DC current at which the inductance decreases to 75% of it's nominal value

※2 Temperature rise current: The DC current at which the temperature rise is Δt=40°C.(Ta=20°C)